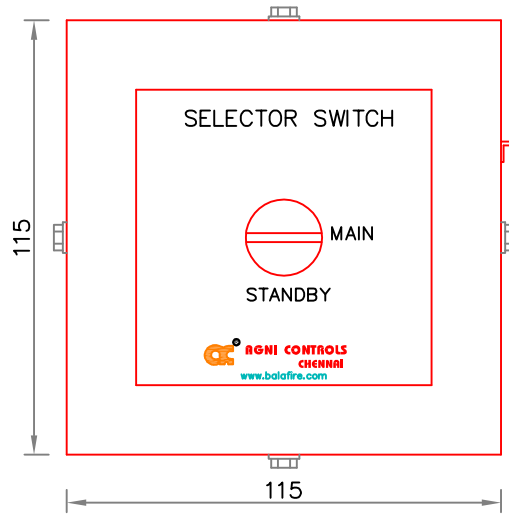


**DATA SHEET MAIN & STANDBY SELECTOR SWITCH UNIT** PART NO : IH357

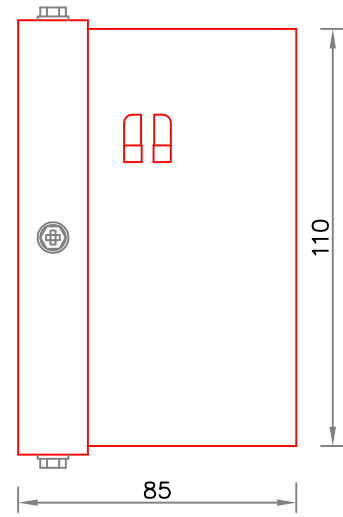
DOC. NO:DP-5.8/CP-228      DATE: AUG. 2020      REVISION:02      SCALE : N.T.S      SHEET: 1 OF 1      APPD. BY:DBS

INTRODUCTION :-

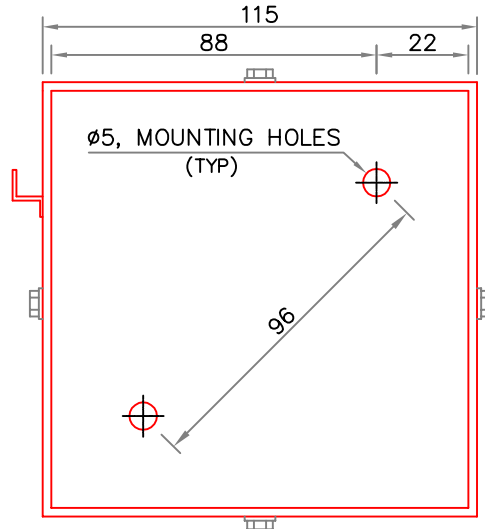
MAIN & STANDBY OR RESERVE SELECTOR SWITCH UNIT IS USED IN GAS FIRE EXTINGUISHING SYSTEM.  
 REV-01-OCT.2014: ENCLOSURE DIMENSION CHANGED.  
 REV-02-AUG.2020: SPECIFICATION UPDATED.



FRONT VIEW

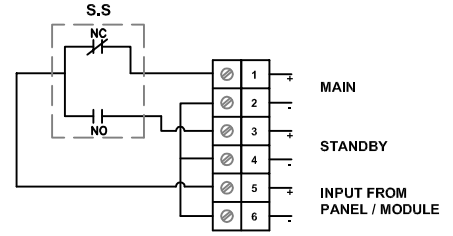


SIDE VIEW

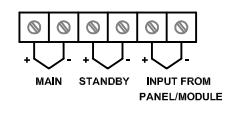


BACK VIEW

EQUIVALENT CIRCUIT



TERMINAL DETAILS



NOTES:-

1. ALL DIMENSIONS ARE IN "mm" UNLESS OTHERWISE SPECIFIED.
2. TOLERANCE ON DIMENSION ± 3 mm, UNLESS OTHERWISE SPECIFIED.
3. UNSCREW TOP COVER & REMOVE TO CHANGE THE POSITION OF SELECTOR SWITCH.

TECHNICAL SPECIFICATION

01. DIMENSION	115 x 115 x 85mm	06. CONTACT RATING	NC – 01 NO.    5A AT 250V
02. CONSTRUCTION	M.S SHEET METAL BODY		NO – 01 NO.    5A AT 250V
03. COLOUR	PO RED		
04. INPUT SUPPLY	24V DC		
05. CABLE ENTRY	Ø19mm KNOCKOUT HOLES		

IMPORTANT:

AGNI CONTROLS RESERVES THE RIGHT TO CHANGE OR MODIFY WITHOUT PREVIOUS NOTICE ANY DATA OR SPECIFICATION DUE TO CHANGES OR MODIFICATION IN ORDER TO IMPROVE THE PRODUCTS / SYSTEM PRESENTED.



**ISO 9001 - 2015  
CERTIFIED COMPANY**

NO.1, 6TH STREET, Dr.SUBBARAYAN NAGAR,  
 KODAMBAKKAM, CHENNAI-600 024, INDIA.  
 PHONE : +91 44 2481 2420.  
 E-MAIL : engineering@agnicontrols.com WEBSITE : www.balafire.com