

IH 8228 - FLAME PROOF TRIPLE SENSOR UV/IR FLAME DETECTOR

fladet IH8228 is LPCB approved & CE marked Ultra Violet and Infra Red Combined Triple Sensor Flame Detector suitable to be used in Hazardous areas. The detector makes use of both Infra Red and Ultra Violet radiations for effective & quick detection of Flame .

IR has a narrow spectral sensitivity of 3000 - 5000nm, insensitive to visible light. The Detector also make use of Ultra Violet Sensitive photo cathode for detection of flame. It has a narrow Spectral sensitivity of 185 - 260nm, insensitive to visible light and Solar Radiation.

It can be connected to any Standard Conventional Fire Alarm Panel or to any Annunciator or PLC or DCS through the Potential Free 'NO' contacts provided. Inbuilt Red LED is also provided for visible indication in case of Fire Situation. Flickering Green LED indicates the normal working condition of the detector.

IH 8228 Flame Detector detects both UV & IR spectra emitted by fire. This Combination ensures to eliminate false alarms such as Sunlight, Lightening, Welding Arcs, Hot Body radiations and Halogen lamps & responds quickly to actual flaming fires.

ADVANTAGES

- ⇒ EN54-10 Approved. Class 1 Detector.
- ⇒ Rugged Explosion-Proof enclosure for Hazardous Environment. FM / ATEX / PESO Approved Enclosure.
- ⇒ Easy to install and operate
- ⇒ High speed response
- ⇒ Free from False Alarms
- ⇒ Visual Indication for Normal & Fire condition
- ⇒ Low Maintenance.
- ⇒ Low Standby Current
- ⇒ Detectors does not require any special type Control Panel.
- ⇒ Swivel Mounting Base is provided for easy mounting at site.
- ⇒ The detector can be detect 1 Sq. ft fire at 25-35 metres distance. The response time of the detector is depends on the size of the fire, fuel type, distance and angle of fire. Small fires & greater distances normally require more response time.

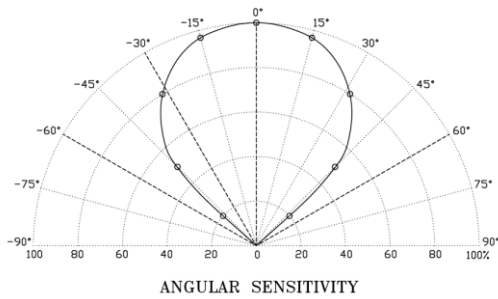


APPLICATIONS

Flame Detectors are very effective & can be used in a number of applications including,

- ⇒ High-ceiling, Open spaced buildings such as ware houses and aircraft hangers.
- ⇒ Outdoor or semi outdoor areas where winds or droughts can prevent smoke from reaching a heat or smoke detectors.
- ⇒ Areas where rapidly developing flaming fires can occur such as aircraft hangers, petrochemical production areas, storage and transfer areas, Natural gas installations, etc.,
- ⇒ Paint booths & Paint shop Areas
- ⇒ Chemical Industries
- ⇒ Environment that are unsuitable for other type of detectors.

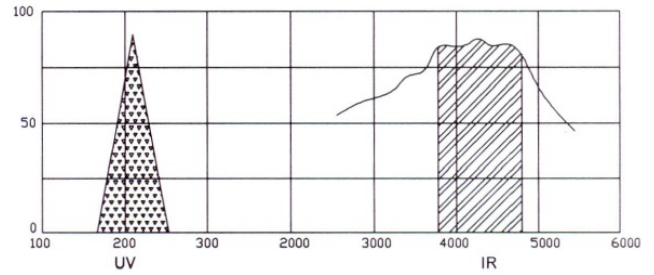




TECHNICAL SPECIFICATION - PART NO : IH8228


01. BRAND NAME	fladet Series...
02. MANUFACTURER	AGNI CONTROLS, CHENNAI
03. QUIESCENT CURRENT	< 80 mA
04. ALARM CURRENT	< 150 mA
05. RELAY CONTACT RATING	1A AT 24VDC, 0.5A at 120VAC
06. CABLE ENTRY	M25 X 1.5 - 2 Nos
07. SENSING ELEMENT	UV & IR
08. RANGE	UV : 185-260nm IR : 3000-5000nm
09. INDICATION	NORMAL - FLICKERING GREEN LED FIRE - RED LED
10. OPERATING TEMPERATURE	-10 Deg.C to +55 Deg.C (AS PER EN54-10)
11. SUPPLY	24 VDC ± 20% (RESETTABLE)
12. OUTPUT	1. ONE SET OF 'NO-COM-NC' CONTACT FOR FIRE + ONE SET OF DUPLICATE 'NO-COM-NC' CONTACT. 2. ONE SET OF 'NO-COM-NC' CONTACT FOR FAULT + ONE SET OF DUPLICATE 'NO-COM-NC' CONTACT. 3. ONE SET OF 'NO' CONTACT FOR ALERT (NO HOLDING) + ONE SET OF DUPLICATE 'NO' CONTACT. 4. ZONE DETECTOR LINE TO CONNECT DIRECTLY STANDARD CONVENTIONAL FIRE ALARM PANEL.
13. ENCLOSURE	LIMATHERM XD-IDAC
14. MATERIAL	CAST ALUMINIUM LM6
15. FASTENERS	SS 304
16. EQUIPMENT RATING	EXPLOSION PROOF FOR CLASS I, DIVISION 1, GROUPS A, B, C AND D; AND DUST - IGNITION PROOF FOR CLASS II/III, DIVISION 1, GROUPS E, F & G; HAZARDOUS (CLASSIFIED) LOCATIONS, INDOOR/OUTDOOR (NEMA TYPE 4X) 1026 Ex II 2G Ex d IIC Gb 1026 Ex II 2D Ex d IIIC Db, IP 66
17. CERTIFICATION FOR ENCLOSURE	FM APPROVAL FOR ENCLOSURE XD-IDAC, REPORT NO. 3047332. ATEX APPROVAL FOR ENCLOSURE CERT. NO. FTZU 04 ATEX 0332U. PESO : A/P/HQ/MH/104/5970 (P 505939/1)
18. CERTIFICATION FOR PERFORMANCE	EN54-10 LPCB : 1259 a/02 CE : 2831-CPR-F2831

TRIPLE SENSOR - UV & IR DETECTOR SPECTRAL RESPONSE



INSTALLATION CONSIDERATION

1. Detector must be installed in such a way that no obstruction is on the way of sight of the detector.
2. Detector to be mounted focusing the possible fire risk area.



RECOMMENDED INSTALLATION POSITION OF FLAME DETECTORS

MAINTENANCE & INSPECTION

To ensure maximum detector sensitivity, keep the surface of the optical filter (detector eye) free from dirt or other contaminants at all times.

PACKING SIZE : 305 (L) X 215 (B) X 205 (H)
(ALL IN MM)

PACKING WEIGHT : 4 KG. MAX.

ACCESSORIES

1. SWIVEL MOUNTING BASE - IH-MB-09-XY - 1 NO.
2. CABLE GLANDS - 2 NOS.
3. USER MANUAL



ISO 9001: 2015
CERTIFIED BY
BUREAU VERITAS

DOC.NO: I-MK-3.6-050, REV-01
REVISED AS ON NOV 2022

M/s. AGNI CONTROLS,

No :1, 6th street, Dr.Subbarayan Nagar, Kodambakkam,
Chennai - 600024, India
PH : +91-44-24812420, +91 7448914999
E-mail : marketing@agnicontrols.com
Website : www.balafire.com

Important :

This document is not intended to be used for installation purposes. Specifications are subject to change without prior notice.